

Size Chart

WHEN ALL EYES ARE ADORING YOU AND YOUR BRIDAL PARTY,

It's good to know we've taken the extra time to proportion your dresses, so a size six fits as glamorously as a sixteen. Here are a few things to keep in mind during fittings and alterations.

HOW TO MEASURE YOUR WATTERS DRESS

Stand comfortably, with equal weight on both feet and arms resting easily at sides, relax stomach muscles.

1 BUST/CHEST

Measure around the fullest part of the bust, keeping the tape measure parallel to the floor.

2 WAIST

Measure the natural waistline.

3 HIPS

Measure 8" below the waist to find the fullest hip. Measure around the hip, keeping the tape measure parallel to the floor.

4 SKIRT LENGTH

The skirt length is the distance from the waistline to the bottom of the skirt.

Above the knee lengths: 22" and 24" from waist

Knee length: 28" from waist

Cocktail length: 32" from waist

Floor length: 44" from waist

Extra length: Add 5" to floor length or 5" to the knee length (see product guide)

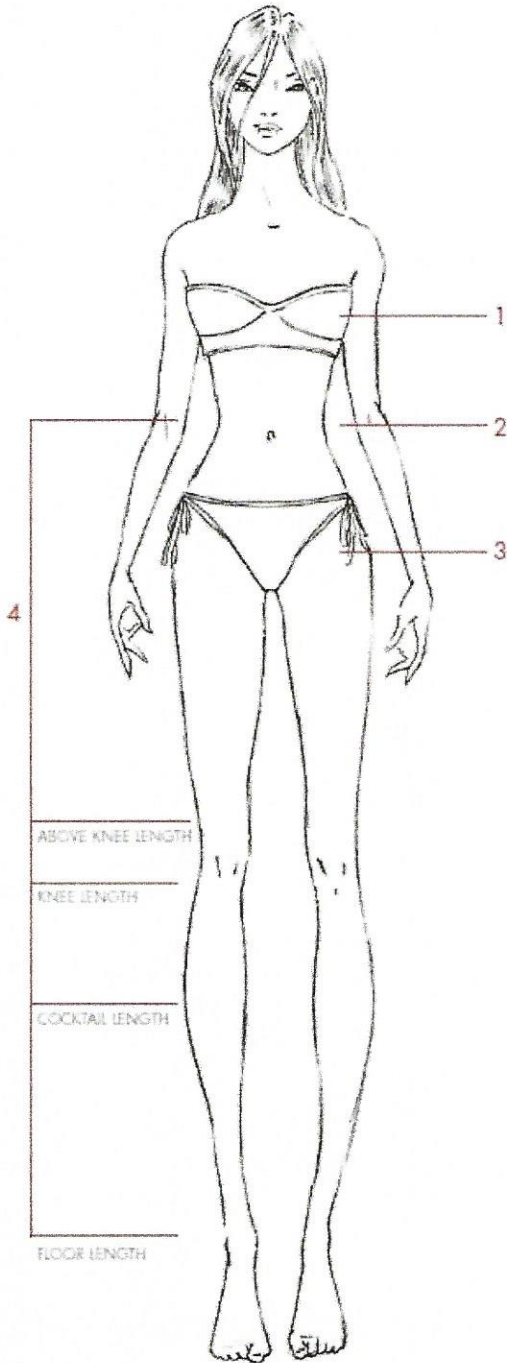
Note— these measurements are based on a standard size 6.

Please check with your retailer for individual style hem lengths and possible additional charges. These lengths apply to our bridal and bridesmaid gowns.

HOW TO SELECT YOUR SIZE

We recommend your measurements be taken by a professional seamstress or tailor. Always measure over undergarments while wearing shoes at your committed heel height for more precise information. Please do not give bra or jean sizes. If you have a large cup size or broad back, the size of the garment may have to be adjusted accordingly.

If your measurements fall between two sizes, consider the largest measurements first, as well as the style you're ordering, then determine which measurements would be easier to alter. Remember, it's usually easier to take the garment in than to let it out when making alterations. And while it's always good to think positive, try not to overestimate the results of a healthy diet program.




Watters®

watters.com
daddresses.com

encore®

BY WATTERS

C20



Size Chart CONTINUED

BRIDES, BRIDESMAIDS AND SPECIAL OCCASIONS (BODY MEASUREMENTS IN INCHES)

SIZES	BUST	WAIST	HIPS	Hollow to Waist	Hollow to Hem	SIZES	BUST	WAIST	HIPS	Hollow to	Hollow to
00	32	24	34 ^{1/2}	13 ^{3/8}	57 ^{1/4}	14	41	33	43 ^{1/2}	15 ^{3/8}	59 ^{1/4}
0	33	25	35 ^{1/2}	13 ^{5/8}	57 ^{1/2}	15	42 ^{1/2}	34 ^{1/2}	44 ^{3/4}	15 ^{5/8}	59 ^{1/2}
2	34	26	36 ^{1/2}	13 ^{7/8}	57 ^{3/4}	14W	41 ^{1/2}	33 ^{1/2}	42 ^{3/4}	15	59
4	35	27	37 ^{1/2}	14 ^{1/8}	58	16W	43 ^{1/2}	35 ^{1/2}	44 ^{3/4}	15 ^{1/4}	59 ^{1/4}
6	36	28	38 ^{1/2}	14 ^{3/8}	58 ^{1/4}	18W	45 ^{1/2}	37 ^{1/2}	46 ^{3/4}	15 ^{1/2}	59 ^{3/2}
8	37	29	39 ^{1/2}	14 ^{5/8}	58 ^{1/2}	20W	47 ^{1/2}	39 ^{1/2}	48 ^{3/4}	15 ^{3/4}	59 ^{3/4}
10	38	30	40 ^{1/2}	14 ^{7/8}	58 ^{3/4}	22W	49 ^{1/2}	41 ^{1/2}	50 ^{3/4}	15 ^{3/4}	59 ^{3/4}
12	39 ^{1/2}	31 ^{1/2}	42	15 ^{1/8}	59	24W	51 ^{1/2}	43 ^{1/2}	52 ^{3/4}	15 ^{3/4}	59 ^{3/4}

WEDDING INFORMATION

Wedding date _____

Bride's name _____

Your name _____

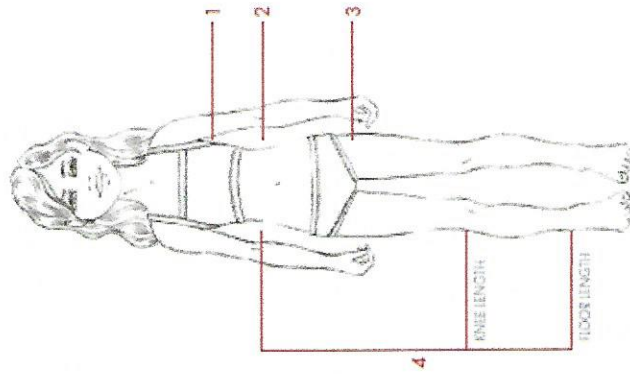
YOUR MEASUREMENTS

Bust _____

Waist _____

Hip _____

Size _____



FLOWER GIRL AND JR. BRIDESMAIDS (BODY MEASUREMENTS IN INCHES)

SIZES	BUST	WAIST	HIPS	HEIGHT	WEIGHT	*KNEE LENGTH	*TEA LENGTH	*FLOOR LENGTH	*FLOOR +5"
2	20	20	21	35 ^{1/2}	28 lbs.	14	19 ^{1/2}	29 ^{1/2}	34 ^{1/2}
3	21	20 ^{1/2}	22	38 ^{1/2}	32 lbs.	14 ^{1/2}	20	30	35
4	22	21	23	41 ^{1/2}	36 lbs.	15	20 ^{1/2}	30 ^{1/2}	35 ^{1/2}
5	23	21 ^{1/2}	24	44 ^{1/2}	42 lbs.	15 ^{1/2}	21	31	36
6	24	22	25	46 ^{1/2}	48 lbs.	16	21 ^{1/2}	31 ^{1/2}	36 ^{1/2}
6X	25	22 ^{1/2}	26	48 ^{1/2}	54 lbs.	16 ^{1/2}	22	32	37
7	26	22 ^{1/2}	27	51	60 lbs.	17	22 ^{1/2}	32 ^{1/2}	37 ^{1/2}
8	27	23	28 ^{1/2}	53	68 lbs.	18	23 ^{1/2}	33 ^{1/2}	38 ^{1/2}
10	28 ^{1/2}	24	30	55	74 lbs.	19	24 ^{1/2}	34 ^{1/2}	39 ^{1/2}
12	30	25	32	57 ^{1/2}	84 lbs.	19 ^{1/2}	25	35	40
14	31 ^{1/2}	26	34	60	96 lbs.	20	25 ^{1/2}	35 ^{1/2}	40 ^{1/2}

* Size 00-24W is available for Watters Bridal, Watters Maids, Encore, C20 and D.I.D. for Spring 2014 styles and forward (ONLY).

* All carryover styles are available in sizes 0-24 ONLY (excluding 00 & 14W as a size option).

* Length measurement is based on waist to hem.

* Reminder: we recommend your measurements be taken by a professional seamstress or tailor while the customer is in her proper undergarments and committed heel height.



wtoo.com

Size Chart

WHEN ALL EYES ARE ADORING YOU AND YOUR BRIDAL PARTY,

It's good to know we've taken the extra time to proportion your dresses, so a size six fits as glamorously as a sixteen. Here are a few things to keep in mind during fittings and alterations.

HOW TO MEASURE YOUR WTOO DRESS

Stand comfortably, with equal weight on both feet and arms resting easily at sides, relax stomach muscles.

1 BUST/CHEST

Measure around the fullest part of the bust, keeping the tape measure parallel to the floor.

2 WAIST

Measure the natural waistline.

3 HIPS

Measure 8" below the waist to find the fullest hip. Measure around the hip, keeping the tape measure parallel to the floor.

4 SKIRT LENGTH

The skirt length is the distance from the waistline to the bottom of the skirt.

Above the knee lengths: 22" and 24" from waist

Knee length: 28" from waist

Cocktail length: 32" from waist

Floor length: 44" from waist

Extra length: Add 5" to floor length or 5" to the knee length (see product guide)

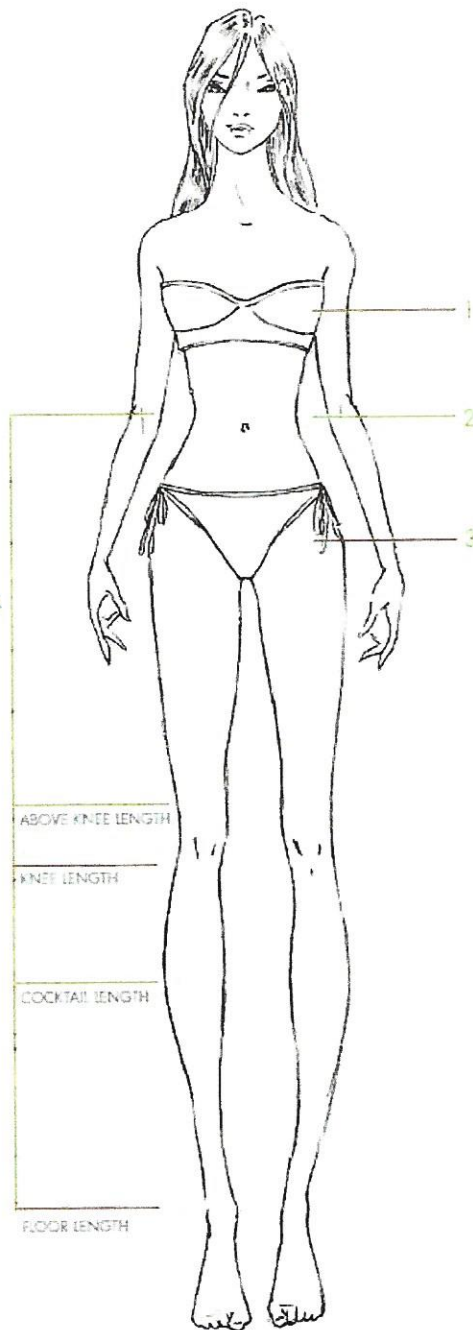
Note— these measurements are based on a standard size 6.

Please check with your retailer for individual style hem lengths and possible additional charges. These lengths apply to our bridal and bridesmaid gowns.

HOW TO SELECT YOUR SIZE

We recommend your measurements be taken by a professional seamstress or tailor. Always measure over undergarments while wearing shoes at your committed heel height for more precise information. Please do not give bra or jean sizes. If you have a large cup size or broad back, the size of the garment may have to be adjusted accordingly.

If your measurements fall between two sizes, consider the largest measurements first, as well as the style you're ordering, then determine which measurements would be easier to alter. Remember, it's usually easier to take the garment in than to let it out when making alterations. And while it's always good to think positive, try not to overestimate the results of a healthy diet program.





wtoo.com

Bridal, Bridesmaids and Wtoo Curve Collection Size Chart

	00	0	2	4	6	8	10	12	14	15
Bust	32	33	34	35	36	37	38	39 1/2	41	42 1/2
Waist	24	25	26	27	28	29	30	31 1/2	33	34 1/2
Hip	34 1/2	35 1/2	36 1/2	37 1/2	38 1/2	39 1/2	40 1/2	42	43 1/2	45
Hollow to Waist	13 3/8	13 5/8	13 7/8	14 1/8	14 3/8	14 5/8	14 7/8	15 1/8	15 3/8	15 5/8
Hollow to Hem	57 1/4	57 1/2	57 3/4	58	58 1/4	58 1/2	58 3/4	59	59 1/4	59 1/2

WEDDING INFORMATION

Wedding date: _____
 Bride's name: _____
 Your name: _____

YOUR MEASUREMENTS

Bust: _____
 Waist: _____
 Hip: _____
 Size: _____

You are....	Beautiful	Elegant	Magnificent	Radiant	Stunning	Marvelous	Gorgeous	Exquisite	Breathtaking	Divine
	14W	16W	18W	20W	22W	24W	26W	28W	30W	32W
	41 1/2	43 1/2	45 1/2	47 1/2	49 1/2	51 1/2	53 1/2	55 1/2	57 1/2	59 1/2
	33 1/2	35 1/2	37 1/2	39 1/2	41 1/2	43 1/2	45 1/2	47 1/2	49 1/2	51 1/2
	42 3/4	44 3/4	46 3/4	48 3/4	50 3/4	52 3/4	54 3/4	56 3/4	58 3/4	60 3/4
	15	15 1/4	15 1/2	15 3/4	15 3/4	15 3/4	15 3/4	15 3/4	15 3/4	15 3/4
Hollow to Hem	59	59 1/4	59 1/2	59 3/4	59 3/4	59 3/4	59 3/4	59 3/4	59 3/4	59 3/4

* Sizes 00-32W are available in Wtoo Bridal and Wtoo Maids for Spring 2014 styles and forward (ONLY) along with the following carryover styles: 11316, 11420, 11502, 11523, 11603, 11712, 10311, 10499, 10536, 10573, 10583, 10797, 10880, 19432, 18320, 18836, 17393, 17732, 16496, 16819, 15828.

* All carryover styles are available in sizes 0-24 ONLY (excluding 00 & 14W as a size option).

* Reminder: We recommend your measurements be taken by a professional seamstress or tailor while the customer is in her proper undergarments and committed heel height. Please contact the authorized Wtoo retailer near you with any questions.