

Watters Modern Size Guide - Bridesmaids S19 & Beyond

Our modern fit is composed of contemporary lines and relaxed drapes with delicate and feminine details.

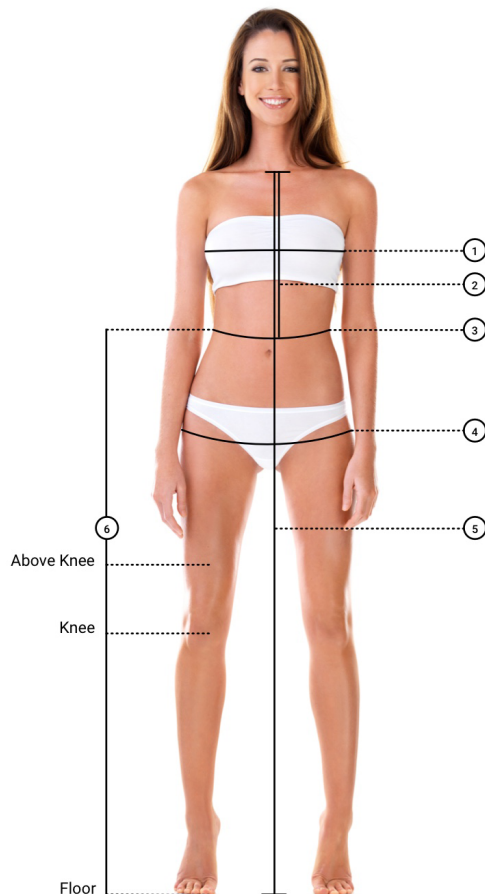
Alpha Size	XS	XS	S	S	M	M	L	L	XL	XL
Numeric Size	00	0	2	4	6	8	10	12	14	15
Bust	31"	32"	33"	34"	35"	36"	37"	38 1/2"	40"	41 1/2"
Waist	25"	26"	27"	28"	29"	30"	31"	32 1/2"	34"	35 1/2"
Hips	36"	37"	38"	39"	40"	41"	42"	43 1/2"	45"	46 1/2"
Hollow to Waist	12 5/8"	12 5/8"	12 7/8"	13 1/8"	13 3/8"	13 5/8"	13 7/8"	14 1/8"	14 3/8"	14 5/8"
Hollow to Hem	57 5/8"	57 5/8"	57 7/8"	58 1/8"	58 3/8"	58 5/8"	58 7/8"	59 1/8"	59 3/8"	59 5/8"

Alpha Size	1X	1X	2X	2X	3X
Numeric Size	16W	18W	20W	22W	24W
Bust	43"	45"	47"	49"	51"
Waist	37"	39"	41"	43"	45"
Hips	48 1/2"	50 1/2"	52 1/2"	54 1/2"	56 1/2"
Hollow to Waist	14 1/4"	14 1/2"	14 3/4"	14 3/4"	14 3/4"
Hollow to Hem	59 1/4"	59 1/2"	59 3/4"	59 3/4"	59 3/4"

Please note Watters bridesmaid styles have modern sizing starting with Spring 2019 Collections and forward.

How to Measure

- Your dress size measurements should be taken while wearing undergarments similar to the ones you will wear with your dress.
- For floor length measurements, it's important that you wear shoes with a similar heel height to those you will be wearing with your dress.
- Stand comfortably with equal weight on both feet, arms resting easily at your sides, and relaxing your stomach muscles.
- The measuring tape shouldn't be pulled too tight or have too much slack, and should always be parallel to the floor.



1. BUST

Measure under your arms around the widest part of your back and the fullest part of the bust.

2. HOLLOW TO WAIST

Measure from the center of your collarbones (hollow) to your natural waist line.

3. WAIST

While standing up straight, bend at the waist to one side. The crease that forms is where your natural waist is located; measure there.

4. HIPS

Stand naturally with your heels together. Measure at the fullest part of your hips across both hip bones, which is usually 9" below your natural waistline.

5. HOLLOW TO HEM

Measure from the center of your collarbones (hollow) to the bottom (hem) of your dress. For floor length dresses, wear shoes with similar heel height to those you will be wearing. We recommend you get the help of a friend. While you hold the tape at your hollow and look straight ahead, have your friend pull the tape down to the hemline.

6. SKIRT LENGTHS

The skirt length is the distance from the waistline to the bottom of the skirt.

- Above Knee Length – 20" from waist
- Knee Length – 23" from waist
- Floor Length – 45" from waist
- Extra Length – 50" from waist

Wtoo Modern Size Guide - Bridesmaids S19 & Beyond

Our modern fit is composed of contemporary lines and relaxed drapes with delicate and feminine details.

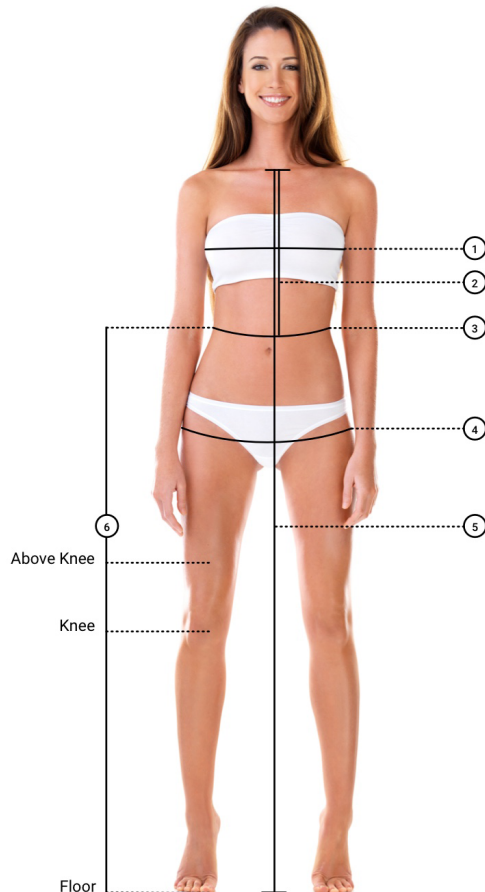
Alpha Size	XS	XS	S	S	M	M	L	L	XL	XL
Numeric Size	00	0	2	4	6	8	10	12	14	15
Bust	31"	32"	33"	34"	35"	36"	37"	38 1/2"	40"	41 1/2"
Waist	25"	26"	27"	28"	29"	30"	31"	32 1/2"	34"	35 1/2"
Hips	36"	37"	38"	39"	40"	41"	42"	43 1/2"	45"	46 1/2"
Hollow to Waist	12 5/8"	12 5/8"	12 7/8"	13 1/8"	13 3/8"	13 5/8"	13 7/8"	14 1/8"	14 3/8"	14 5/8"
Hollow to Hem	57 5/8"	57 5/8"	57 7/8"	58 1/8"	58 3/8"	58 5/8"	58 7/8"	59 1/8"	59 3/8"	59 5/8"

Alpha Size	1X	1X	2X	2X	3X	3X	4X	4X	5X	5X
Numeric Size	16W	18W	20W	22W	24W	26W	28W	30W	32W	N/A
Bust	43"	45"	47"	49"	51"	53"	55"	57"	59"	61"
Waist	37"	39"	41"	43"	45"	47"	49"	51"	53"	55"
Hips	48 1/2"	50 1/2"	52 1/2"	54 1/2"	56 1/2"	58 1/2"	60 1/2"	62 1/2"	64 1/2"	66 1/2"
Hollow to Waist	14 1/4"	14 1/2"	14 3/4"	14 3/4"	14 3/4"	14 3/4"	14 3/4"	14 3/4"	14 3/4"	14 3/4"
Hollow to Hem	59 1/4"	59 1/2"	59 3/4"	59 3/4"	59 3/4"	59 3/4"	59 3/4"	59 3/4"	59 3/4"	59 3/4"

Please note Wtoo bridesmaid styles have modern sizing starting with Spring 2019 Collections and forward. Modern sizing also affects Wtoo bridesmaid styles 101, 400, 403, 858, and 858K on orders placed after Dec. 31, 2018.

How to Measure

- Your dress size measurements should be taken while wearing undergarments similar to the ones you will wear with your dress.
- For floor length measurements, it's important that you wear shoes with a similar heel height to those you will be wearing with your dress.
- Stand comfortably with equal weight on both feet, arms resting easily at your sides, and relaxing your stomach muscles.
- The measuring tape shouldn't be pulled too tight or have too much slack, and should always be parallel to the floor.



1. BUST

Measure under your arms around the widest part of your back and the fullest part of the bust.

2. HOLLOW TO WAIST

Measure from the center of your collarbones (hollow) to your natural waist line.

3. WAIST

While standing up straight, bend at the waist to one side. The crease that forms is where your natural waist is located; measure there.

4. HIPS

Stand naturally with your heels together. Measure at the fullest part of your hips across both hip bones, which is usually 9" below your natural waistline.

5. HOLLOW TO HEM

Measure from the center of your collarbones (hollow) to the bottom (hem) of your dress. For floor length dresses, wear shoes with similar heel height to those you will be wearing. We recommend you get the help of a friend. While you hold the tape at your hollow and look straight ahead, have your friend pull the tape down to the hemline.

6. SKIRT LENGTHS

The skirt length is the distance from the waistline to the bottom of the skirt.

Above Knee Length – 20" from waist

Knee Length – 23" from waist

Floor Length – 45" from waist

Extra Length – 50" from waist



wtoo.com

Bridal, Bridesmaids and Wtoo Curve Collection Size Chart

WEDDING INFORMATION

Wedding date: _____
 Bride's name: _____
 Your name: _____

YOUR MEASUREMENTS

Bust: _____
 Waist: _____
 Hip: _____
 Size: _____

	00	0	2	4	6	8	10	12	14	15
Bust	32	33	34	35	36	37	38	39 1/2	41	42 1/2
Waist	24	25	26	27	28	29	30	31 1/2	33	34 1/2
Hip	34 1/2	35 1/2	36 1/2	37 1/2	38 1/2	39 1/2	40 1/2	42	43 1/2	45
Hollow to Waist	13 3/8	13 5/8	13 7/8	14 1/8	14 3/8	14 5/8	14 7/8	15 1/8	15 3/8	15 5/8
Hollow to Hem	57 1/4	57 1/2	57 3/4	58	58 1/4	58 1/2	58 3/4	59	59 1/4	59 1/2

You are....	You are....									
	Beautiful	Elegant	Magnificent	Radiant	Stunning	Majestic	Gorgeous	Exquisite	Breathtaking	Divine
Bust	14W 41 1/2	16W 43 1/2	18W 45 1/2	20W 47 1/2	22W 49 1/2	24W 51 1/2	26W 53 1/2	28W 55 1/2	30W 57 1/2	32W 59 1/2
Waist	33 1/2	35 1/2	37 1/2	39 1/2	41 1/2	43 1/2	45 1/2	47 1/2	49 1/2	51 1/2
Hip	42 3/4	44 3/4	46 3/4	48 3/4	50 3/4	52 3/4	54 3/4	56 3/4	58 3/4	60 3/4
Hollow to Waist	15	15 1/4	15 1/2	15 3/4	15 3/4	15 3/4	15 3/4	15 3/4	15 3/4	15 3/4
Hollow to Hem	59	59 1/4	59 1/2	59 3/4	59 3/4	59 3/4	59 3/4	59 3/4	59 3/4	59 3/4

* Sizes 00-32W are available in Wtoo Bridal and Wtoo Maids for Spring 2014 styles and forward (ONLY) along with the following carryover styles: 11316, 11420, 11502, 11523, 11603, 11712, 10311, 10499, 10536, 10573, 10583, 10797, 10880, 19432, 18320, 18836, 17393, 17732, 16496, 16819, 15828.

* All carryover styles are available in sizes 0-24 ONLY (excluding 00 & 14W as a size option).

* Reminder: We recommend your measurements be taken by a professional seamstress or tailor while the customer is in her proper undergarments and committed heel height. Please contact the authorized Wtoo retailer near you with any questions.



Size Chart CONTINUED

BRIDES, BRIDESMAIDS AND SPECIAL OCCASIONS (BODY MEASUREMENTS IN INCHES)

WEDDING INFORMATION

Wedding date _____

Bride's name _____

Your name _____

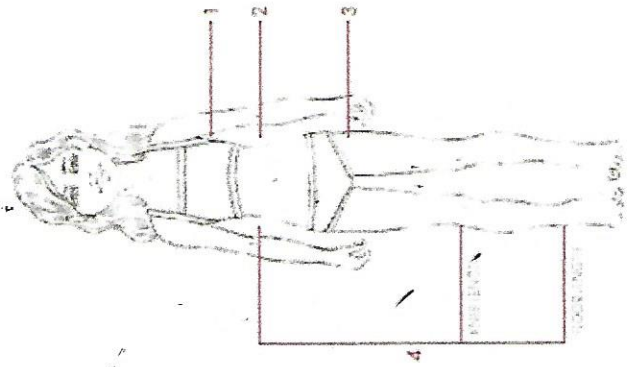
YOUR MEASUREMENTS

Bust _____

Waist _____

Hip _____

Size _____



SIZES	BUST	WAIST	HIPS	Hollow to Waist	Hollow to Hem	SIZES	BUST	WAIST	HIPS	Hollow to	Hollow to
00	32	24	34 1/2	13 3/8	57 1/4	14	41	33	43 1/2	15 3/8	59 1/4
0	33	25	35 1/2	13 5/8	57 1/2	15	42 1/2	34 1/2	44 3/4	15 5/8	59 1/2
2	34	26	36 1/2	13 7/8	57 3/4	14W	41 1/2	33 1/2	42 3/4	15	59
4	35	27	37 1/2	14 1/8	58	16W	43 1/2	35 1/2	44 3/4	15 1/4	59 1/4
6	36	28	38 1/2	14 3/8	58 1/4	18W	45 1/2	37 1/2	46 3/4	15 1/2	59 1/2
8	37	29	39 1/2	14 5/8	58 1/2	20W	47 1/2	39 1/2	48 3/4	15 3/4	59 3/4
10	38	30	40 1/2	14 7/8	58 3/4	22W	49 1/2	41 1/2	50 3/4	15 3/4	59 3/4
12	39 1/2	31 1/2	42	15 1/8	59	24W	51 1/2	43 1/2	52 3/4	15 3/4	59 3/4

FLOWER GIRL AND JR. BRIDESMAIDS (BODY MEASUREMENTS IN INCHES)

SIZES	BUST	WAIST	HIPS	HEIGHT	WEIGHT	*KNEE LENGTH	*TEA LENGTH	*FLOOR LENGTH	*FLOOR +5"
2	20	20	21	35 1/2	28 lbs.	14	19 1/2	29 1/2	34 1/2
3	21	20 1/2	22	38 1/2	32 lbs.	14 1/2	20	30	35
4	22	21	23	41 1/2	36 lbs.	15	20 1/2	30 1/2	35 1/2
5	23	21 1/2	24	44 1/2	42 lbs.	15 1/2	21	31	36
6	24	22	25	46 1/2	48 lbs.	16	21 1/2	31 1/2	36 1/2
6X	25	22 1/2	26	48 1/2	54 lbs.	16 1/2	22	32	37
7	26	22 1/2	27	51	60 lbs.	17	22 1/2	32 1/2	37 1/2
8	27	23	28 1/2	53	68 lbs.	18	23 1/2	33 1/2	38 1/2
10	28 1/2	24	30	55	74 lbs.	19	24 1/2	34 1/2	39 1/2
12	30	25	32	57 1/2	84 lbs.	19 1/2	25	35	40
14	31 1/2	26	34	60	96 lbs.	20	25 1/2	35 1/2	40 1/2

* Size 00-24W is available for Watters Bridal, Watters Maids, Encore, C20 and D.I.D. for Spring 2014 styles and forward (ONLY).

* All carryover styles are available in sizes 0-24 ONLY (excluding 00 & 14W as a size option).

* Length measurement is based on waist to hem.

* Reminder: we recommend your measurements be taken by a professional seamstress or tailor while the customer is in her proper undergarments and committed heel height.